


FILA 9050 COFFEE TABLE

Designed by Enrique Marti



Product Description

- Top : T20mm solid ash wooden top
- Frame : Mild steel in powder coat finish
- Detailing : Stainless steel in hairline finish
- Glides : Plastic PC



0.5 m3
1PC/CTN

Material Finishes

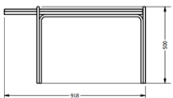
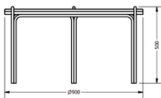
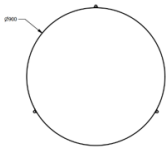
Wood Stain (Indoor)



Powder Coating (Indoor)



Height : 500
Wide : 900
Depth : 900
Seat Height :



Patent Registration:

UNIT (mm)